

BIRTH CERTIFICATE SUMMARY

and

PERINATAL INDICATORS

2007



SANTA CRUZ COUNTY

TABLE OF CONTENTS

| | |
|--|---------|
| 2007 Santa Cruz County Births Summary. | 2 |
| Key Health Indicators: | |
| - Demographics & Birth Outcomes by Age Group. | 2 |
| - Birth Outcomes by Delivery, Pay Method & Ethnicity..... | 3 |
| Table I - Births by Occurrence and Residence. | 4 |
| Mother's Age & Ethnicity by Hospital..... | 5 |
| Mother's Education by Hospital..... | 6 |
| Medi-Cal Funding Trends by Hospital..... | 6 |
| Prenatal Care Trends by Hospital..... | 7 |
| Birth Outcomes & Cesarean Section Rates by Hospital..... | 8 |
| Table II - Births to Teens by Occurrence and Residence. | 9 |
| Table III - Teen Births by Zip Code of Residence..... | 10 |
| Teen Birth Trends..... | 11 & 12 |

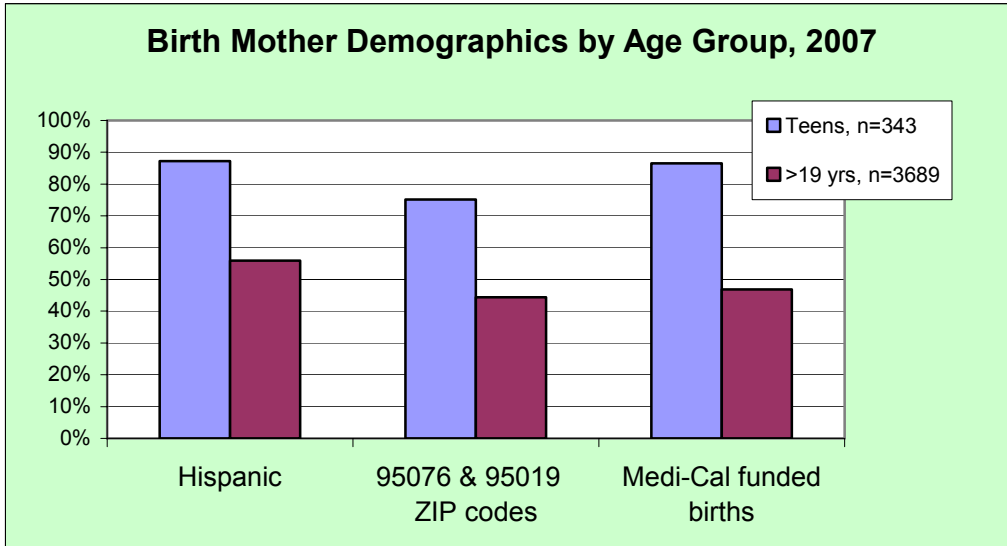
This report was completed in September 2008 by Santa Cruz County Health Services Agency Family Health Unit and Chronic Disease and Injury Prevention Programs staff. To obtain copies or discuss contents, contact the office at (831) 454-5477. This report can be obtained and downloaded from the HSA website at www.santacruzhealth.org in "Reports and Statistics".

2007 BIRTH CERTIFICATE SUMMARY & HIGHLIGHTS

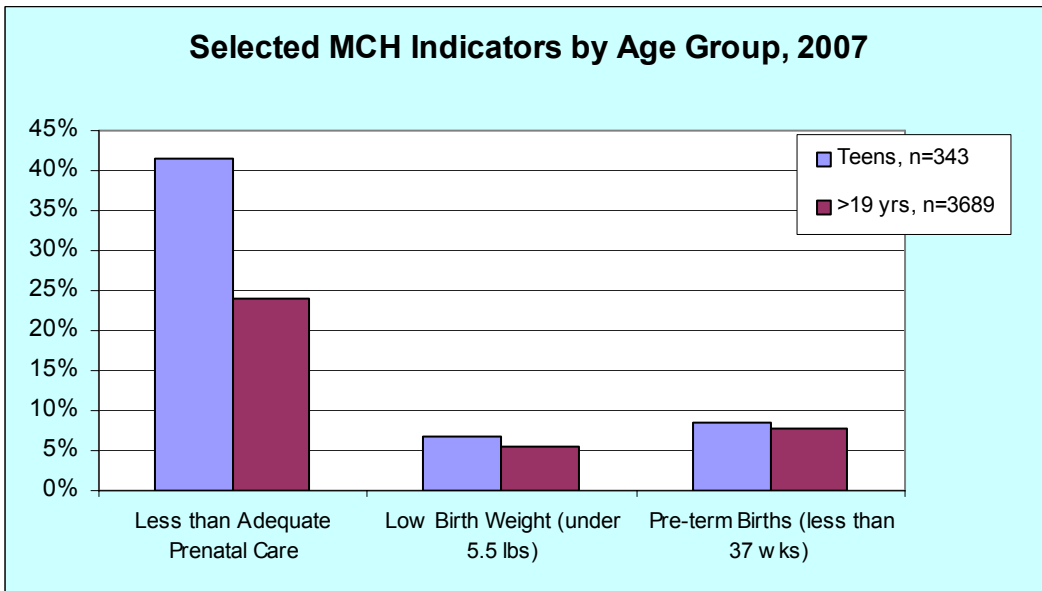
The 2007 Birth Certificate Summary Report of 4,032 births includes all births to Santa Cruz County residents (3,570) and births to women who lived in other counties (462), but delivered at hospitals in Santa Cruz County. The majority of these out-of-county residents lived in Monterey County (76%) and delivered at Watsonville Community Hospital (67%). Among the 3,570 county residents' births, 209 delivered outside of the county, most commonly at hospitals located in Santa Clara County.

KEY HEALTH INDICATORS

- ◆ **BIRTHS TO TEENS** (mothers 19 years or younger) decreased very slightly from 8.7% of total births (349 in year 2006) to 8.5% (343 in year 2007). Among the 343 teen mothers, 89% were Hispanic, 75% were South County residents (ZIP codes 95076 and 95019) and 86% of deliveries were paid by Medi-Cal. These percentages are significantly higher than for births to adults, as shown in the chart below.

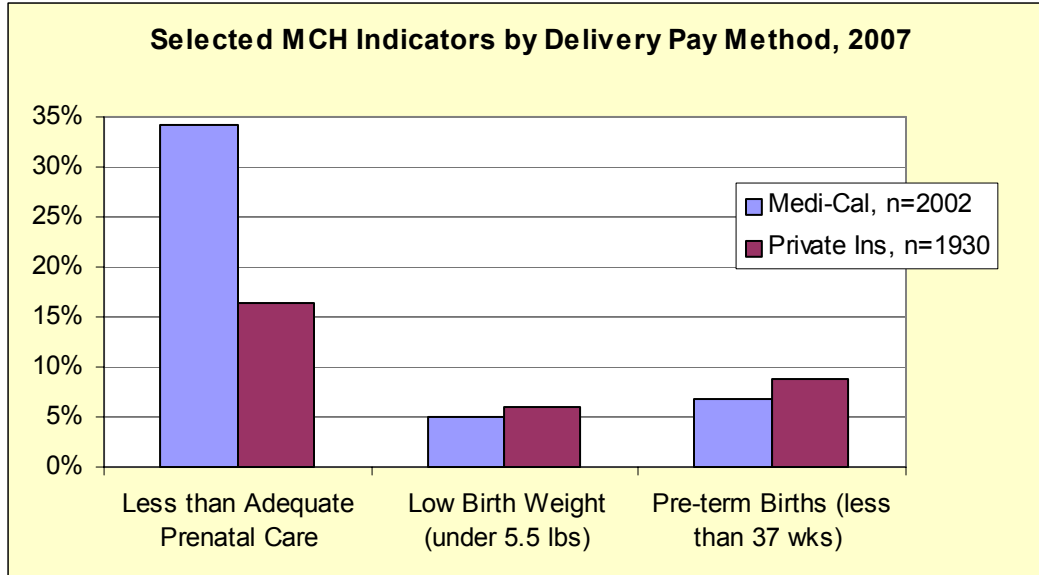


64 (19%) of teen birth mothers had their second birth or more, compared to 15% in 2006. Teens had higher rates of “less than adequate” prenatal care (Kotelchuck Index), and slightly higher percentages of low birth weight and pre-term births, compared to the adult (over-19-year age) birthing population, as shown in the chart below. For trend and more data on teens, see pages 9-12.

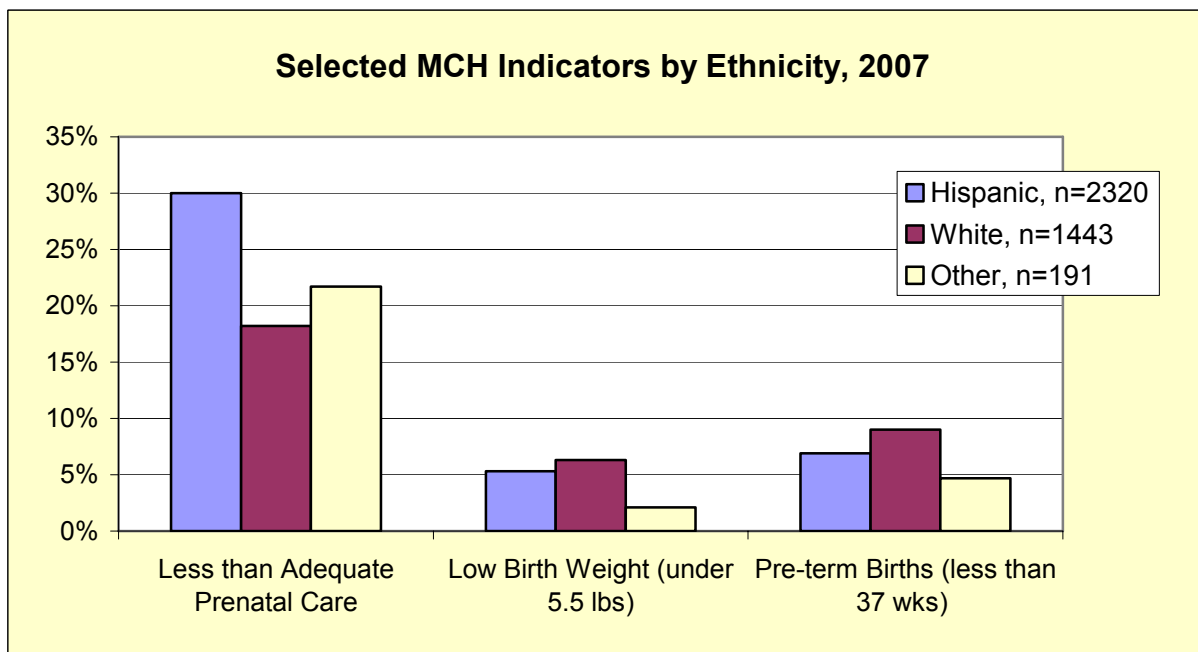


KEY HEALTH INDICATORS, continued

- ◆ **MEDI-CAL BIRTHS** remained at 50% of total births. Watsonville Community Hospital continues to have the highest percentage of its births paid by Medi-Cal (76%) and to deliver the majority of the county's Medi-Cal funded births (62%). Medi-Cal birth mothers had a higher rate of “less than adequate” prenatal care compared to those with private insurance (34% vs. 16%); however, low birth weight and prematurity were slightly lower among Medi-Cal deliveries, as shown in the chart below.



- ◆ **KEY INDICATORS BY RACE/ETHNICITY** are shown below. Hispanic mothers accounted for 59% of births vs. 36% White non-Hispanic. Hispanic mothers had a higher rate of “less than adequate” prenatal care (30%) compared to White mothers (18%); however, the percentages of low birth weight and premature births were higher among White mothers. Overall percentage of low birth weight babies increased slightly from 2006 to 2007 (5.2% to 5.6%), and is below California (6.8%, year 2006). Birth outcomes among other ethnicities/races (5% of births) were generally very good. Ethnicity data was missing for 78 (2% of) birth mothers.



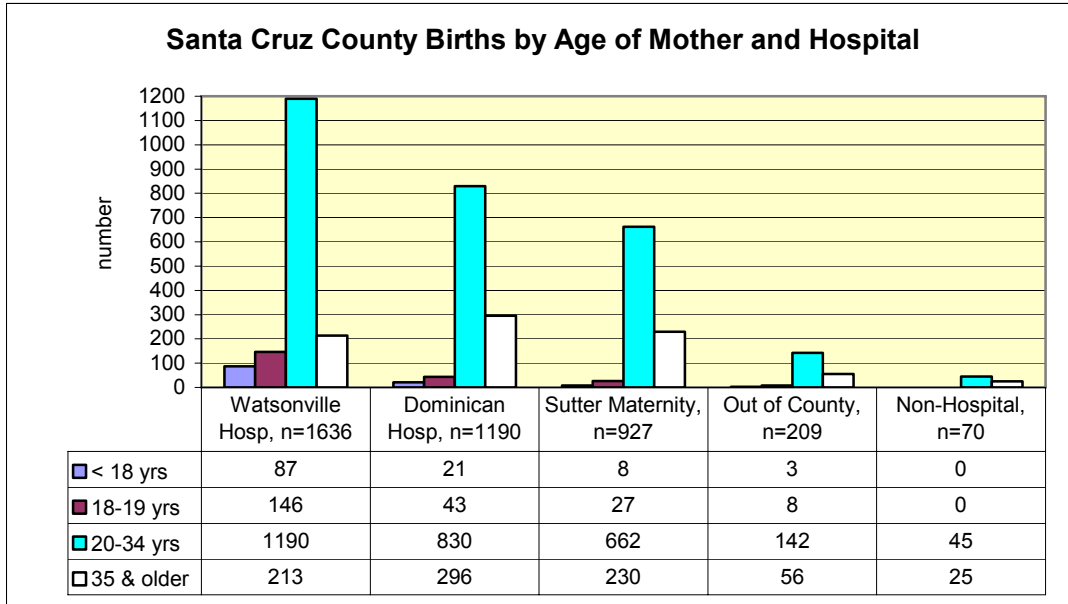
**SANTA CRUZ COUNTY BIRTHS - Table I
BY OCCURRENCE AND RESIDENCE, Year 2007**

| | Watsonville Hospital | Dominica n Hospital | Sutter Maternit y | Out of County | Non- Hospital | TOTAL | % |
|--|-------------------------|---------------------------|-------------------------|------------------|------------------|--------------|-------------|
| AGE OF MOTHER: | | | | | | | |
| 14 years and younger | 4 | 1 | 0 | 1 | 0 | 6 | 9% |
| 15 – 17 | 83 | 20 | 8 | 2 | 0 | 113 | |
| 18 – 19 | 146 | 43 | 27 | 8 | 0 | 224 | |
| 20 – 34 | 1,190 | 830 | 662 | 142 | 45 | 2,869 | 71% |
| 35 & older | 213 | 296 | 230 | 56 | 25 | 820 | 20% |
| RACE/ETHNICITY: | | | | | | | |
| White, non-Hispanic | 80 | 608 | 596 | 105 | 54 | 1,443 | 36% |
| Hispanic | 1,530 | 472 | 244 | 71 | 3 | 2,320 | 59% |
| Black | 1 | 10 | 8 | 2 | 0 | 21 | 1% |
| Asian | 6 | 38 | 41 | 10 | 0 | 95 | 2% |
| Pacific Islander | 12 | 12 | 12 | 1 | 0 | 37 | 1% |
| Native American/Other | 7 | 8 | 22 | 1 | 0 | 38 | 1% |
| Race/Ethnicity Missing | 0 | 42 | 5 | 18 | 13 | 78 | |
| PRENATAL CARE: | | | | | | | |
| First Trimester | 1,048 | 1,009 | 803 | 176 | 57 | 3,093 | 79% |
| No Prenatal Care | 4 | 4 | 1 | 3 | 3 | 15 | <1% |
| Prenatal Care status Missing | 10 | 92 | 15 | 9 | 3 | 129 | |
| Adequate/Adequate Plus (Kotelchuck Index) | 1,122 | 857 | 819 | 136 | 55 | 2,989 | 74% |
| MOTHER'S EDUCATION: | | | | | | | |
| No Education | 59 | 0 | 1 | 0 | 0 | 60 | 2% |
| 1 - 8 years | 528 | 90 | 10 | 20 | 0 | 648 | 17% |
| 9 - 12 years | 454 | 113 | 28 | 20 | 1 | 616 | 16% |
| HS Grad/GED | 372 | 315 | 274 | 19 | 0 | 980 | 25% |
| Higher Education/College | 222 | 558 | 587 | 128 | 56 | 1,551 | 40% |
| Unknown/Missing | 1 | 114 | 27 | 22 | 13 | 177 | |
| BIRTH OUTCOMES: | | | | | | | |
| VLBW, 1500 gms. (3lbs, 5 oz.) | 4 | 12 | 0 | 18 | 0 | 34 | <1% |
| LBW, 1500-2499 gms. (3 lbs, 5 oz. – 5 lbs, 7 Oz.) | 56 | 95 | 16 | 27 | 1 | 195 | 5% |
| Pre-term, < 32 weeks Gestation | 3 | 19 | 0 | 21 | 0 | 43 | 1% |
| Pre-term, 32-36 wks Gestation | 72 | 147 | 21 | 32 | 2 | 274 | 7% |
| DELIVERY FUNDED BY MEDI-CAL | 1,250 | 471 | 224 | 55 | 2 | 2,002 | 50% |
| TOTAL BIRTHS | 1,636 | 1,190 | 927 | 209 | 70 | 4,032 | 100% |

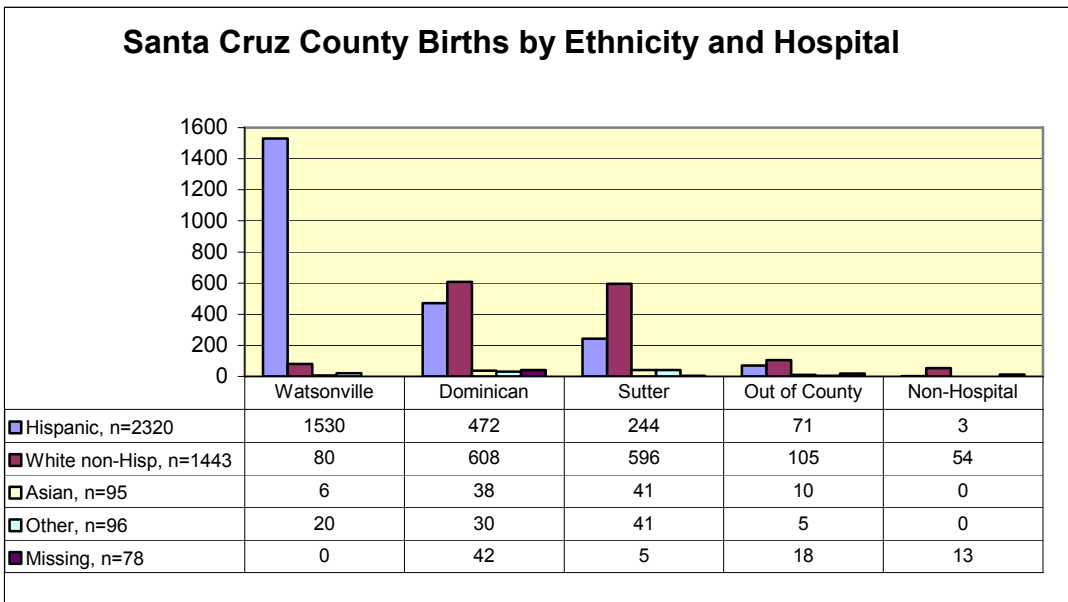
SANTA CRUZ COUNTY BIRTH CERTIFICATE SUMMARY BY OCCURRENCE AND RESIDENCE

January 1, 2007 through December 31, 2007

Watsonville Community Hospital continues to have the highest number of births (1636), compared to Dominican Hospital CHW (1190) and Sutter Maternity and Surgery Center (927). Watsonville Hospital also had the highest proportion of county teen births (232/68%), compared to Dominican (64/19%) and Sutter (35/10%).

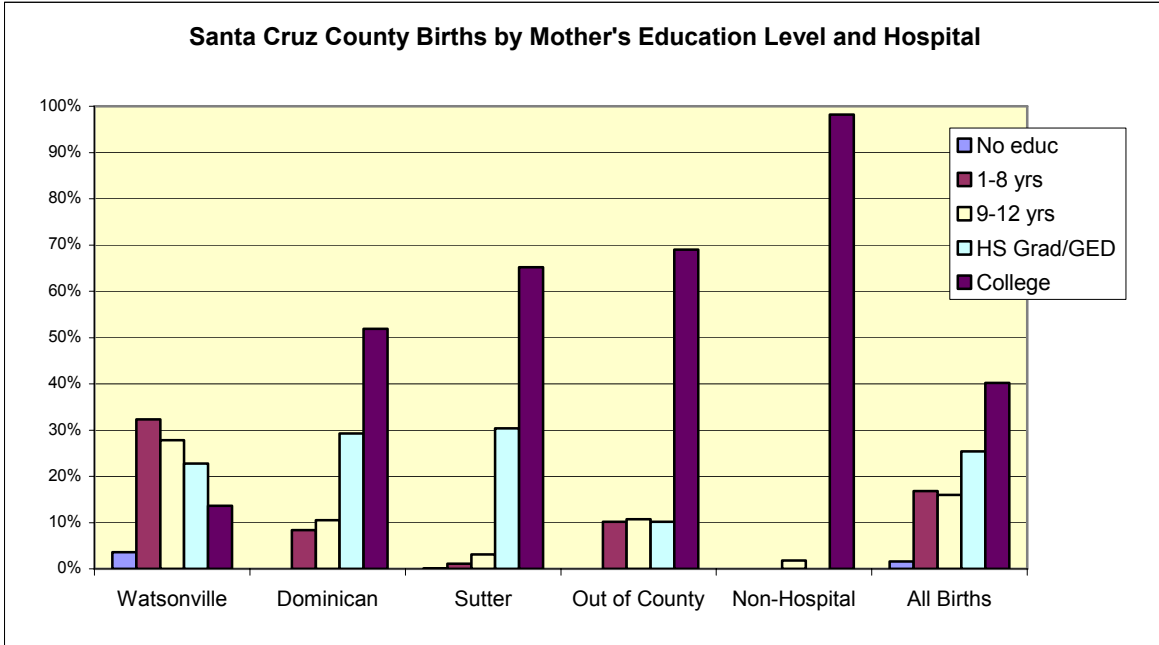


The majority of Hispanic births were at Watsonville Hospital (66%), compared to Dominican (20%) and Sutter (11%). Most White, non-Hispanic births were at Dominican (42%) and Sutter (41%), compared to Watsonville Hospital (6%). The race/ethnicity category of "Other" shown below included 21 Blacks, 12 Native Americans, 37 Pacific Islanders and 26 "other" and accounted for only 2% of births.

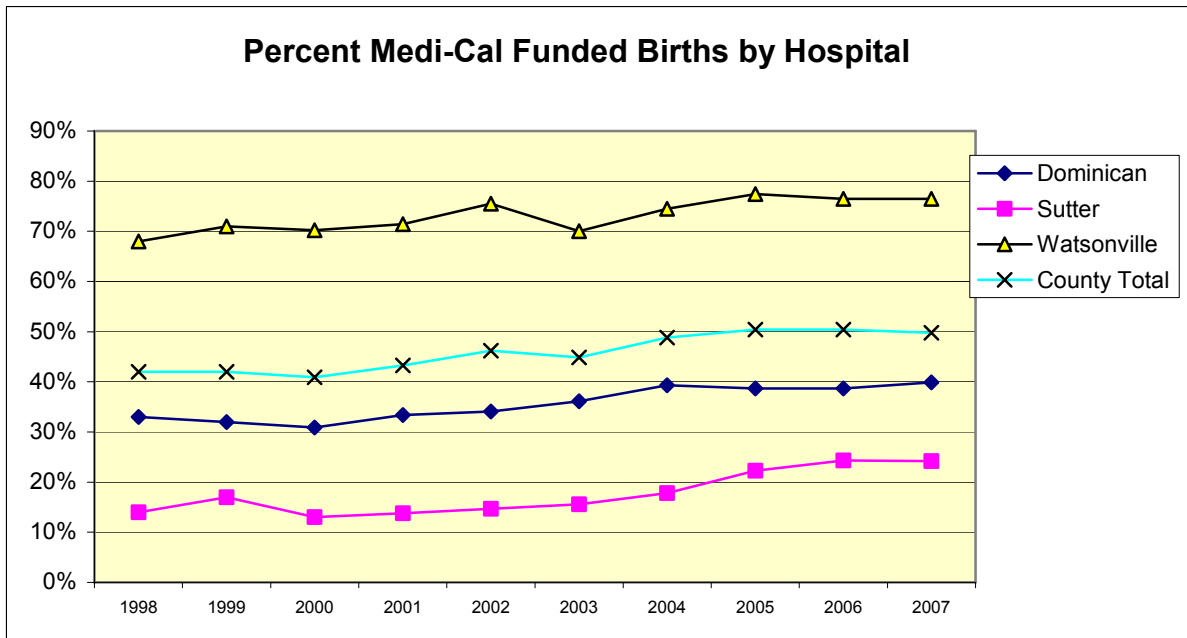


SANTA CRUZ COUNTY BIRTH CERTIFICATE SUMMARY, continued

The majority of year 2007 birth mothers attended some college or completed high school/obtained GED certificate (63%). A very small percentage of mothers had no education (60), most of whom delivered at Watsonville Hospital. One third of all mothers had at least some education (1-12 years), but did not graduate from high school. The highest level of education was reported among mothers who had non-hospital (home) births.

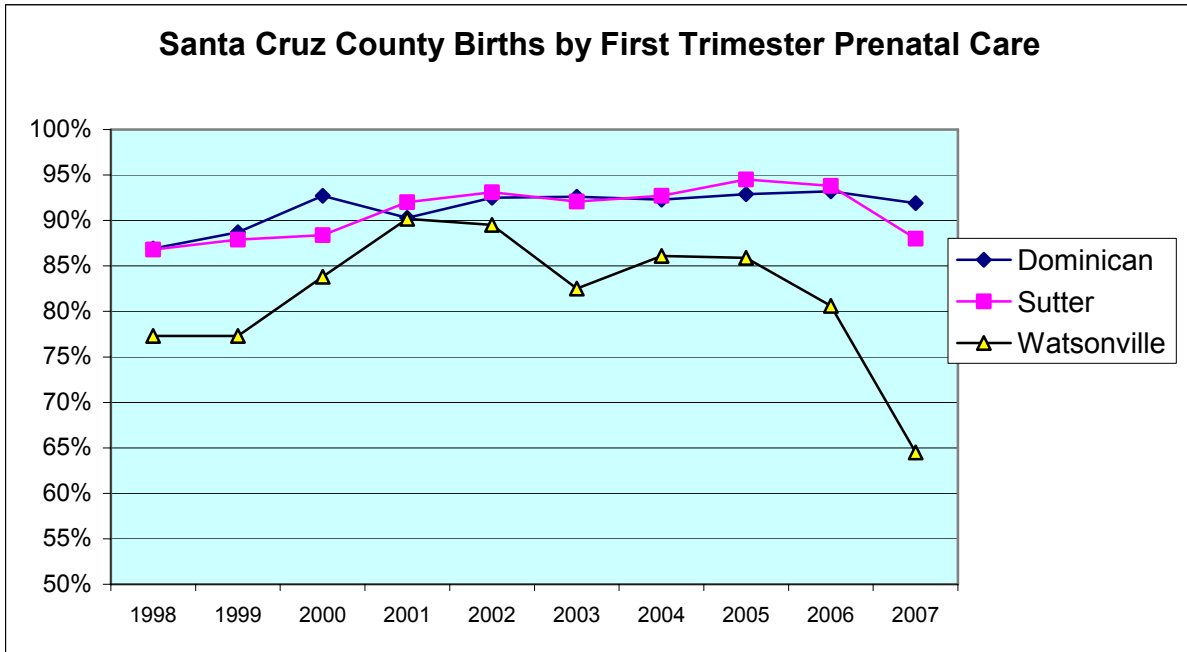


Watsonville Hospital carried the majority of Medi-Cal funded births in the county in 2007 (62%), compared to Dominican at 24% and Sutter at 11%. The 10-year trend graph below shows a gradual increase in Medi-Cal as a payer source for county births, from 42% in 1998 to 50% in 2007.

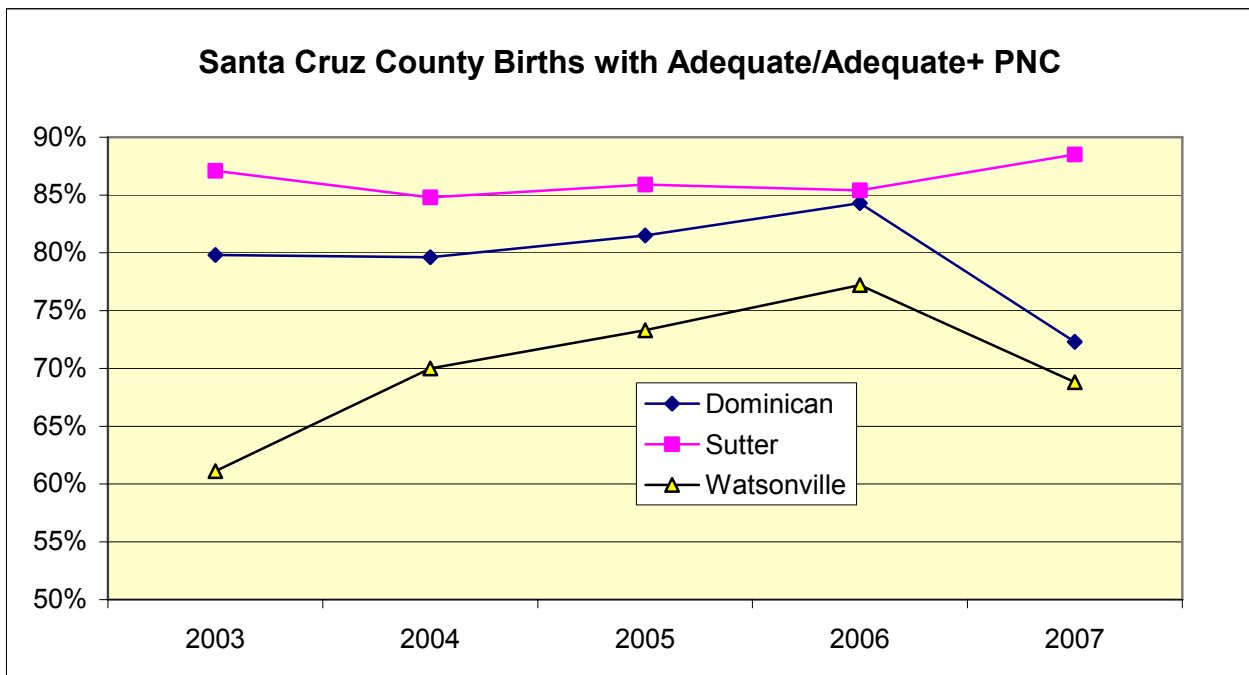


SANTA CRUZ COUNTY BIRTH CERTIFICATE SUMMARY, continued

Early entry to prenatal care (first trimester) dropped from 88% in 2006 to 79% in 2007 for all county births. The graph below displays first trimester entry to care by hospital over a 10-year period. Gradual increases over time are shown for Dominican and Sutter birth mothers; however, Watsonville Hospital birth mothers' early entry to care has been sporadic, with a dramatic drop in year 2007.

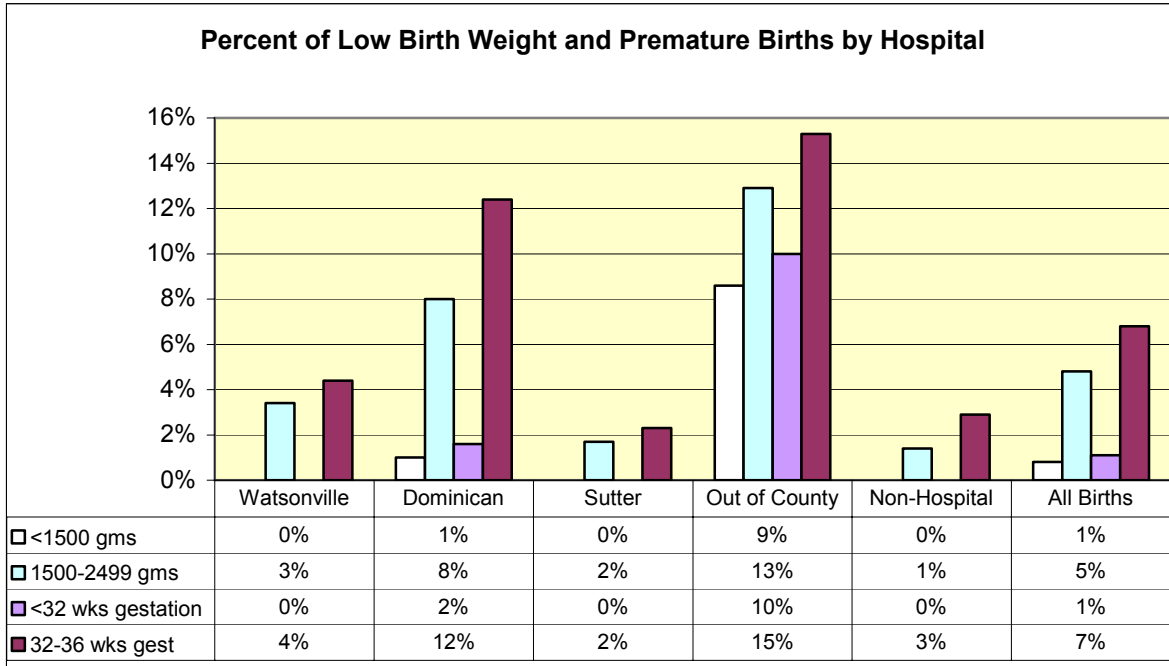


Adequacy of prenatal care also dropped among county birth mothers overall, from 81% in 2006 to 74% in 2007. Significant decreases in adequate prenatal care occurred for Watsonville and Dominican birth mothers, but actually adequate prenatal care actually increased among Sutter birth mothers. The trend graph below shows the percentage of births by hospital in the “adequate” and “adequate plus” prenatal care (PNC) categories of the Kotelchuck index, which became the standard measurement in 2003.

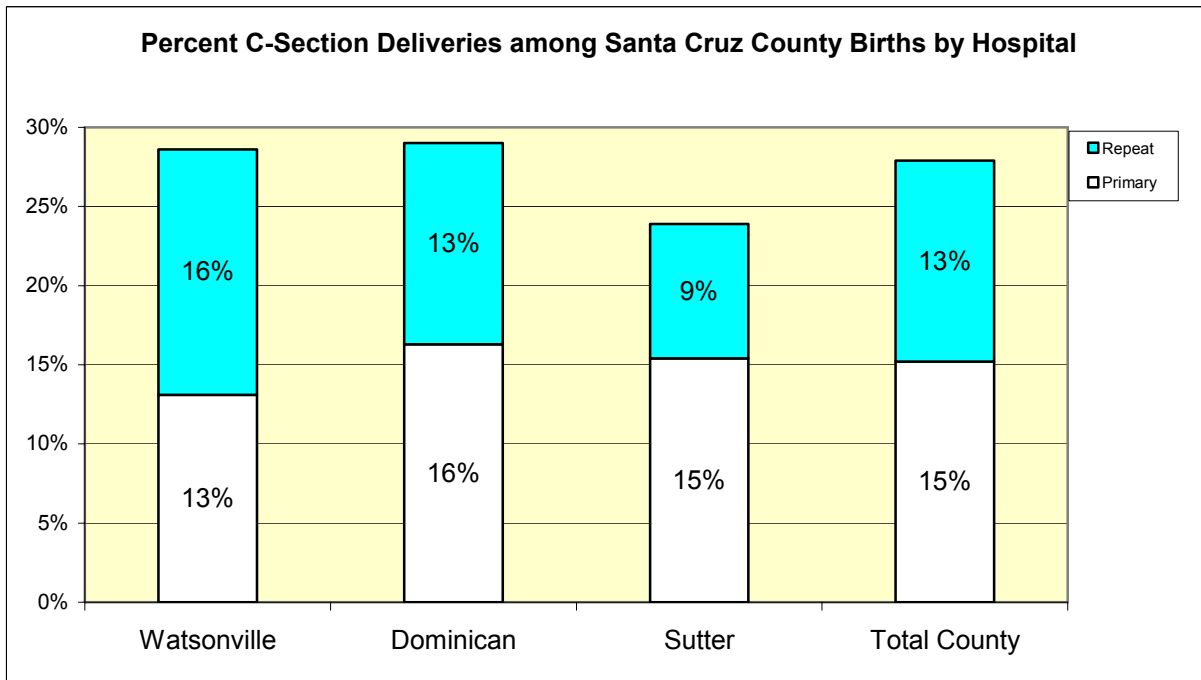


SANTA CRUZ COUNTY BIRTH CERTIFICATE SUMMARY, continued

Birth Outcomes: The percentage of low birth weight (less than 5.5 lbs.) births increased slightly from 5.3% of all births in 2006 to 5.6% in 2007; however, the percentage of pre-term births (less than 37 wks) decreased from 10% of births in 2006 to 8% in 2007. Dominican Hospital delivered the majority of the pre-term births (166/52%).



Cesarean sections: The percentage of Cesarean section (C-section) deliveries increased slightly from 27.5% in 2006 to 27.9% in 2007. Watsonville Hospital had the lowest percentage of primary C-section at 13% and Sutter had the lowest percentage of repeat C-sections at 8.5% of deliveries.

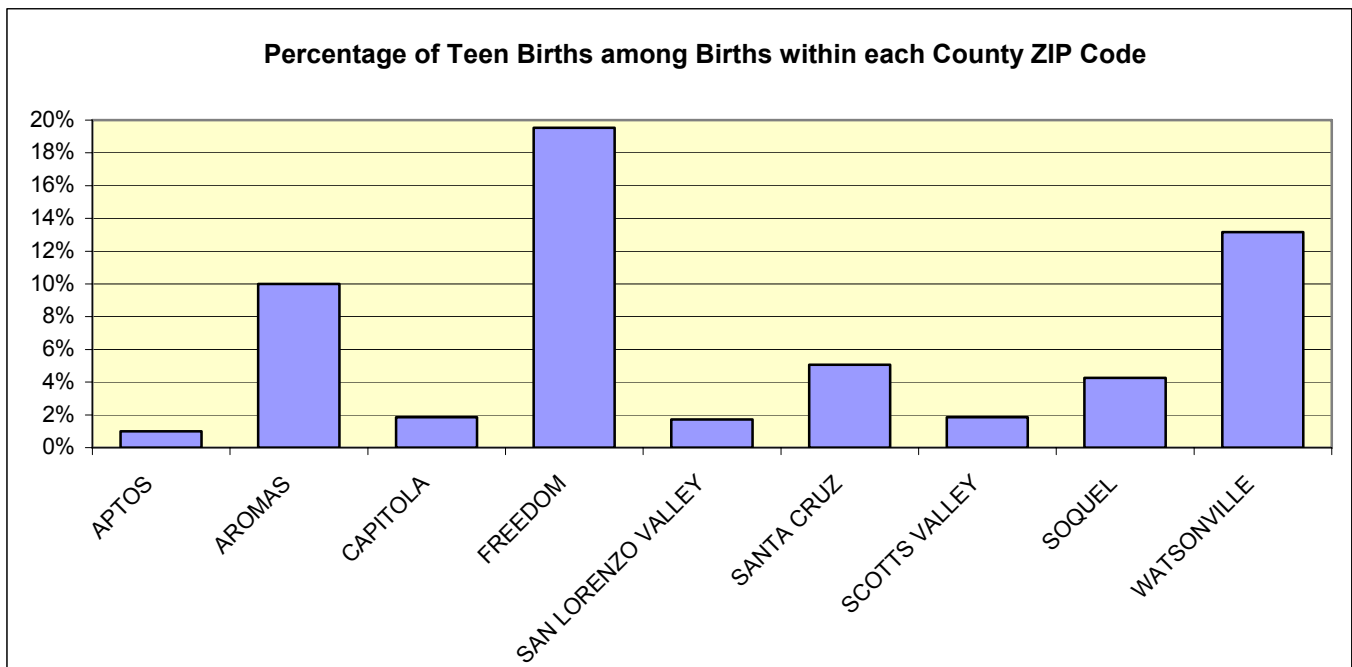


**SANTA CRUZ COUNTY TEEN BIRTHS - Table II
BY OCCURRENCE AND RESIDENCE, Year 2007**

| | Mothers age | | | Total Teen Births | % of All Teen Births | Total Births | % of Total Births |
|---------------------------------------|-------------|------------|------------|-------------------|----------------------|--------------|-------------------|
| | <15 yrs | 15-17 | 18-19 | | | | |
| ETHNICITY: | | | | | | | |
| White, non-Hispanic | 0 | 10 | 24 | 34 | 10% | 1,443 | 36% |
| Hispanic | 5 | 103 | 197 | 305 | 89% | 2,320 | 59% |
| Other Race/Ethnicity | 0 | 0 | 3 | 3 | <1% | 191 | 5% |
| Unknown | 1 | 0 | 0 | 1 | | 78 | |
| PRENATAL CARE: | | | | | | | |
| First Trimester | 2 | 52 | 137 | 191 | 57% | 3,093 | 79% |
| Less than Adequate (Kotelchuck Index) | 3 | 57 | 82 | 142 | 42% | 1,028 | 26% |
| No Prenatal Care | 1 | 0 | 0 | 1 | <1% | 15 | <1% |
| MOTHER'S EDUCATION: | | | | | | | |
| No Education | 0 | 1 | 2 | 3 | <1% | 60 | 2% |
| 1 - 8 years | 5 | 28 | 36 | 69 | 20% | 648 | 16% |
| 9 - 12 years | 1 | 67 | 69 | 148 | 43% | 616 | 15% |
| High School Grad/GED & above | 0 | 12 | 109 | 121 | 35% | 2,531 | 63% |
| BIRTH OUTCOMES: | | | | | | | |
| Under 1500 gms | 1 | 2 | 1 | 4 | 7% | 34 | 6% |
| 1500 – 2499 gms | 0 | 6 | 13 | 19 | | 195 | |
| Pre-term (under 37 weeks gestation) | 1 | 11 | 17 | 29 | 8% | 317 | 8% |
| NUMBER OF BIRTHS AS A TEEN: | | | | | | | |
| 1 st Birth | 6 | 105 | 168 | 279 | 81% | 1,620 | 40% |
| 2 nd Birth or more | 0 | 8 | 56 | 64 | 19% | 2,401 | 60% |
| DELIVERY FUNDED BY MEDI-CAL | 5 | 96 | 196 | 297 | 87% | 2,002 | 50% |
| TOTAL BIRTHS | 6 | 113 | 224 | 343 | 8% | 4,032 | |

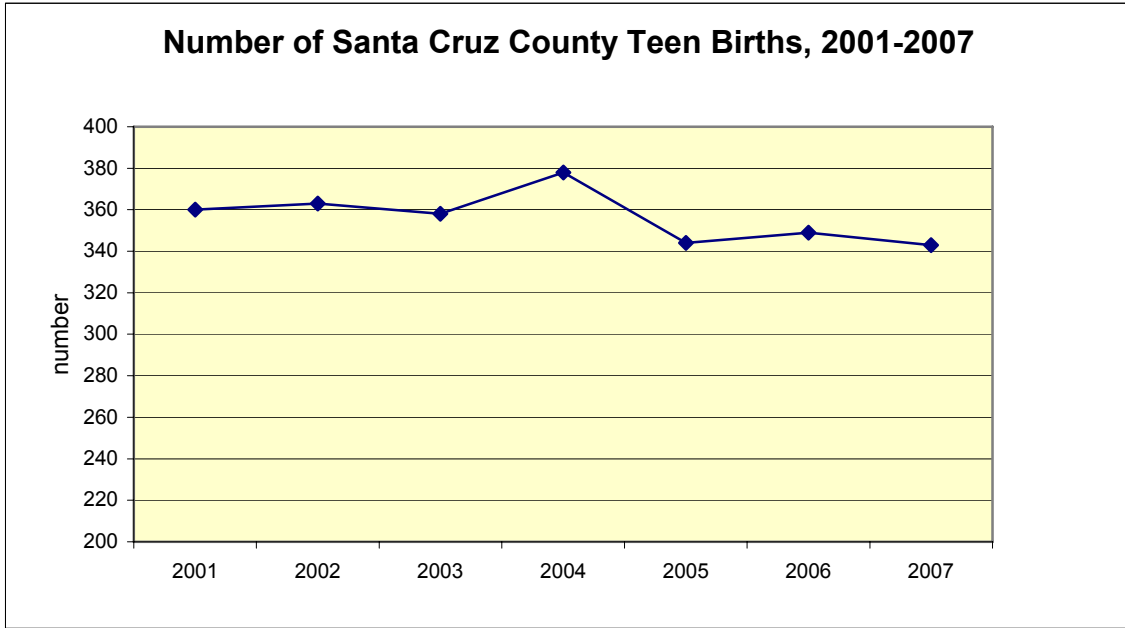
**SANTA CRUZ COUNTY TEEN BIRTHS - Table III
BY ZIP CODE OF MOTHER'S RESIDENCE, Year 2007**

| CITY | ALL BIRTHS | TEEN BIRTHS (≤19) | % TEEN BIRTHS |
|--|--------------|----------------------|---------------|
| APTOS - 95003, 01 | 199 | 2 | 1% |
| AROMAS - 95004 | 20 | 2 | 10% |
| CAPITOLA - 95010 | 108 | 2 | 2% |
| DAVENPORT - 95017 | 2 | 0 | --- |
| FREEDOM - 95019 | 128 | 25 | 20% |
| SAN LORENZO VALLEY - 95005-07, 95018, 95041 | 233 | 4 | 2% |
| SANTA CRUZ - 95060-65 | 989 | 50 | 5% |
| SCOTTS VALLEY - 95066-67 | 161 | 3 | 2% |
| SOQUEL - 95073 | 94 | 4 | 4% |
| WATSONVILLE - 95076-77 | 1,770 | 233 | 13% |
| OUT OF COUNTY | 327 | 18 | 6% |
| UNKNOWN | 1 | 0 | --- |
| TOTALS | 4,032 | 343 | 9% |

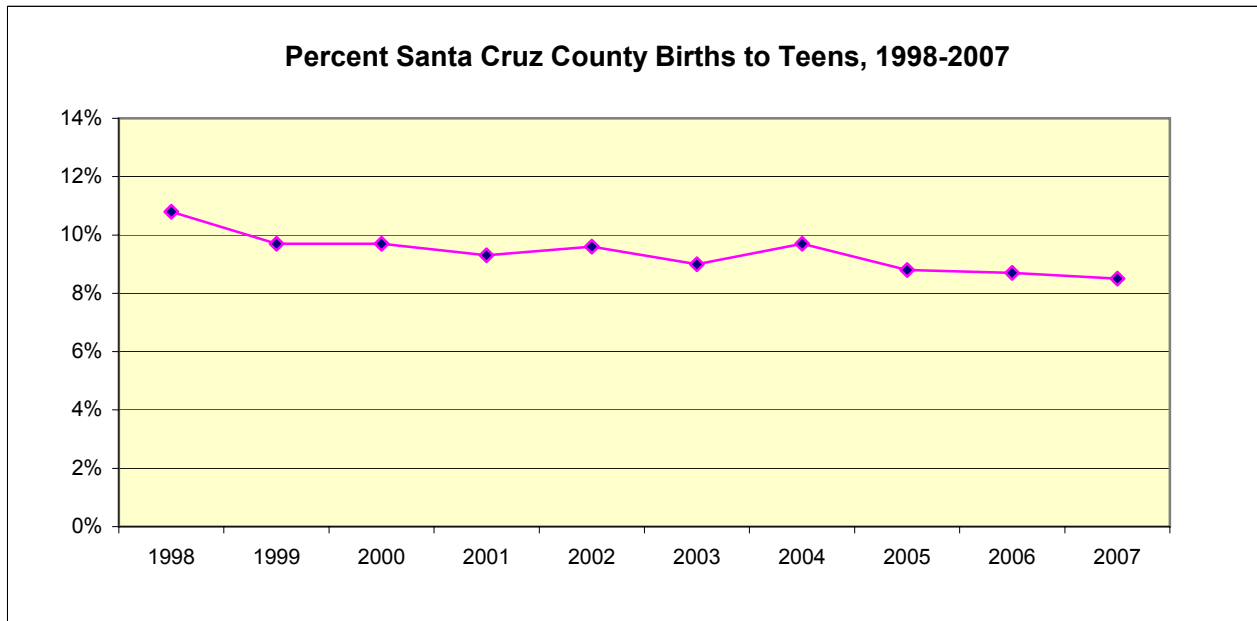


SANTA CRUZ COUNTY TEEN BIRTH TRENDS by Residence and Occurrence

The number of teen (≤ 19) births in Santa Cruz County has not changed significantly since 2001, but there appears to be a very gradual downward trend, as shown in graph below.

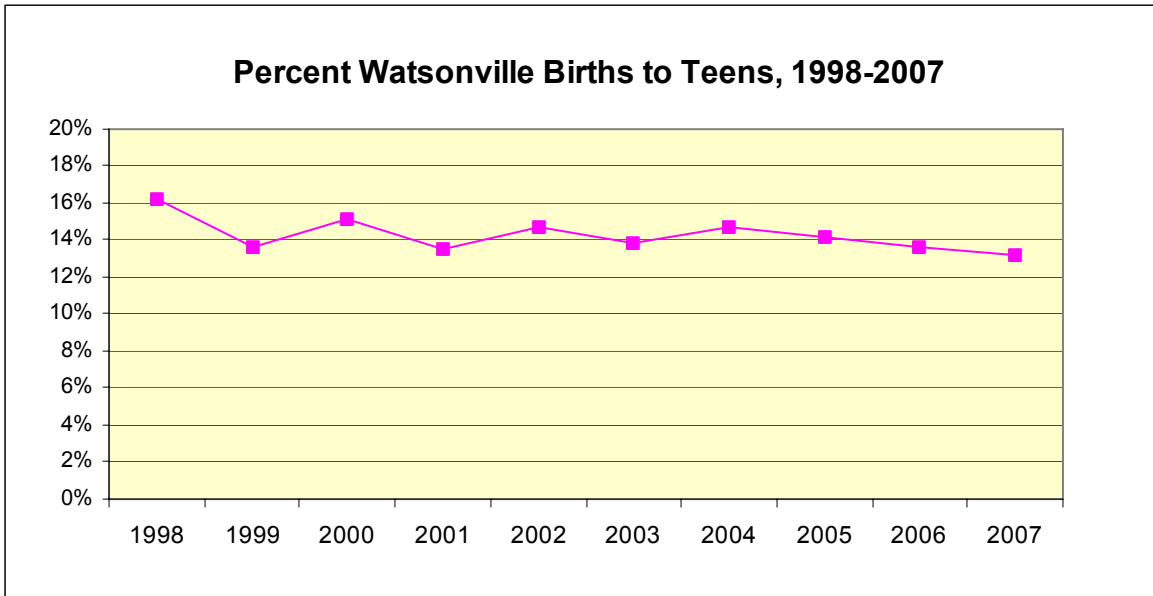


Teen births as a percentage of total births have declined gradually over the last ten years from 11% to 8.5% (see trends chart below).



SANTA CRUZ COUNTY TEEN BIRTH TRENDS, continued

The Watsonville ZIP code (95076-77) accounted for the majority of teen births (68% in 2007); however, as the trend graph below shows, there has been a gradual decrease in the percentage of Watsonville births to teens from 16% in 1998 to 13% in 2007 (see trends chart below).



Countywide, adequacy of prenatal care among teen mothers dropped dramatically in 2007, compared to previous years. This decrease in adequate prenatal care also occurred among births overall, most notably among Medi-Cal birth mothers, as shown in the chart "Selected MCH Indicators by Delivery Pay Method" on page 3.

